



# Visibility and privacy at ORCID

*20th of October 2022*

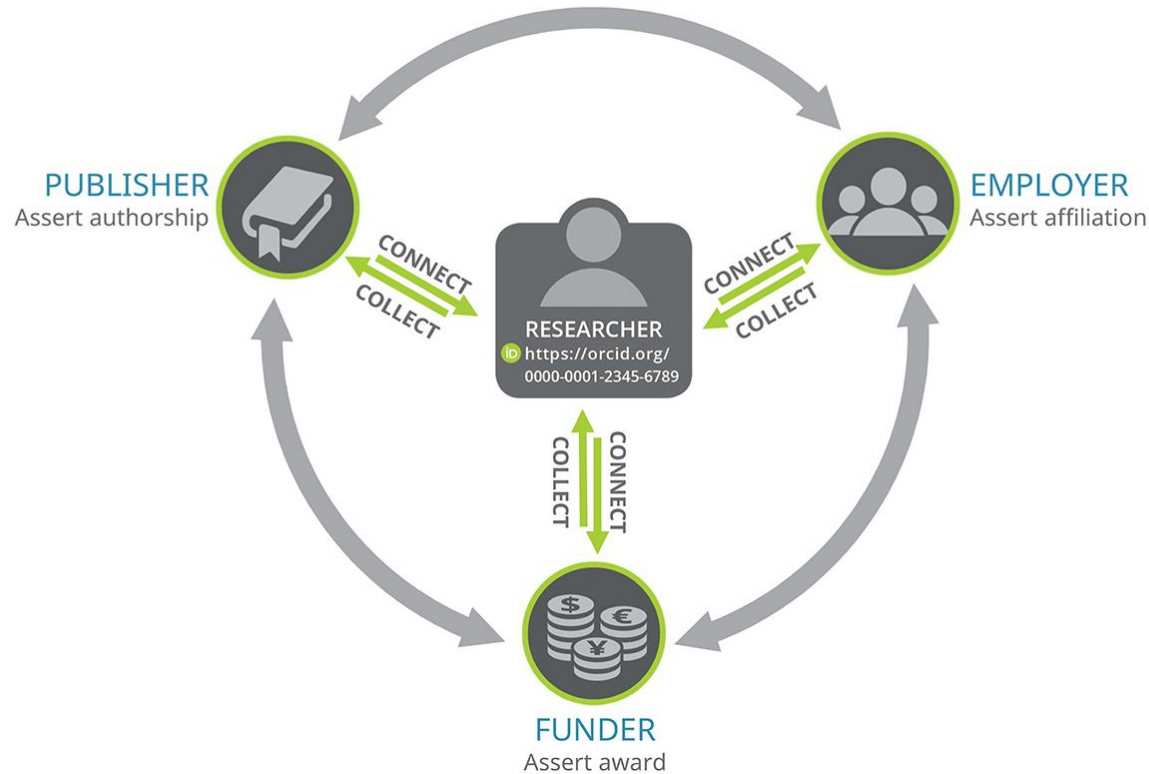


Paloma Marín-Arraiza, PhD, Engagement Manager Global Consortia

# Researchers in the centre of what we do

# INTEROPERABILITY

ENTER ONCE  
REUSE OFTEN



# Visibility control, step by step

# Visibility during the registration process

When users go to <https://orcid.org/register>

1 Personal data 2 Security and notifications 3 Visibility and terms

### Create your ORCID iD

This is step 1 of 3

Per ORCID's [terms of use](#), you may only register for an ORCID iD for yourself. Already have an ORCID iD? [Sign In](#)

First name

Last name (Optional)

Primary email

Confirm primary email

Additional email (Optional)

+ Add another email

GO BACK NEXT

1 Personal data 2 Security and notifications 3 Visibility and terms

### Create your ORCID iD

This is step 2 of 3

Password

☒ 8 or more characters  
☒ 1 letter or symbol  
☒ 1 number

Confirm password

#### Notification settings

ORCID sends email notifications about items related to your account, security, and privacy, including requests from ORCID member organizations for permission to update your record, and changes made to your record by those organizations.

You can also choose to receive emails from us about new features and tips for making the most of your ORCID record.

☐ Please send me quarterly emails about new ORCID features and tips. To receive these emails, you will also need to verify your primary email address.

After you've registered, you can change your notification settings at any time in the account settings section of your ORCID record.

GO BACK NEXT

1 Personal data 2 Security and notifications 3 Visibility and terms

### Create your ORCID iD

This is step 3 of 3

#### Visibility settings

Your ORCID iD connects with your ORCID record that can contain links to your research activities, affiliations, awards, other versions of your name, and more. You control this content and who can see it.

By default, what visibility should be given to new items added to your ORCID Record?

- ☒ Everyone (87% of users choose this)
- ☐ Trusted Organizations (5% of users choose this)
- ☐ Only me (8% of users choose this)

[More information on visibility settings](#)

#### Terms of Use

☐ I consent to the [privacy policy](#) and [terms of use](#) and agree to my data being publicly accessible where marked as "Visible to Everyone".

☐ I consent to my data being processed in the United States. [More information on how ORCID process your data.](#)

☐ I'm not a robot






Further details: <https://support.orcid.org/hc/en-us/articles/360006897614>  
Note: e-mail addresses are set to private by default








# Visibility settings in detail

## Default record visibility

By default, what visibility should be given to new items added to your ORCID Record?

- ☐  **Everyone** (87% of users choose this)
- ☐  **Trusted Organizations** (5% of users choose this)
- ☐  **Only me** (8% of users choose this)

## Individual item visibility

<b>Biography</b>	<b>Who can see this?</b> <ul style="list-style-type: none"><li> Everyone</li><li> Trusted parties</li><li> Only me</li></ul> <a href="#">More information on visibility settings</a>
<b>Activities</b>	
▼ <b>Employment (5)</b>	
<b>TU Wien: Vienna, AT</b>	  
Employment	<a href="#">Show more detail</a>
<b>Source:</b> TU Wien	

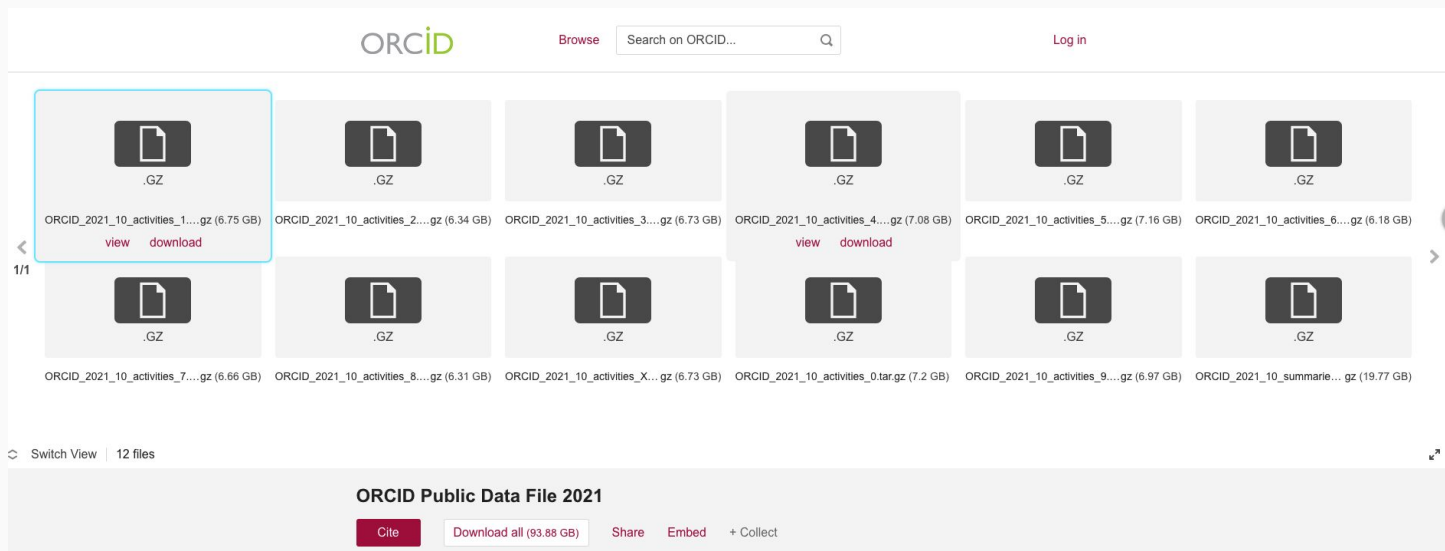
# What does “Visible to everyone” mean?

- Visible in the ORCID record
- Available via the Public API (and also the Member API)
- Part of the Public Data File



A screenshot of a full ORCID record for Paloma Marín-Arraiza. The record is displayed in a light green and white interface. On the left, there is a sidebar with sections: 'iD' (showing the ORCID iD and URL), 'Emails' (p.arraiza@orcid.org), 'Websites &amp; social links' (Google Scholar, CV Lattes, Mendeley profile, Publons, GitHub), 'Other IDs' (Scopus Author ID, ResearcherID), 'Keywords' (Enhanced publications, Research data management, etc.), and 'Countries' (Spain). The main content area on the right shows the 'Published name' as 'Paloma Marín-Arraiza', a 'Name' field with 'Paloma Marín-Arraiza', and an 'Also known as' field with 'P.M. Arraiza'. Below this is the 'Activities' section, which is expanded to show 'Employment (4)'. The employment history includes: 'ORCID: Bethesda, US' (2020-03-18 to present, Engagement Lead), 'Technische Universität Wien Universitätsbibliothek: Wien, Wien, AT' (2018-09-17 to 2020-06-30, Information Manager for PIDs), 'Technische Informationsbibliothek: Hannover, Niedersachsen, DE' (2014-10-01 to 2016-02-01, Research assistant), and 'University of Granada: Granada, ES' (2012-09-19 to 2013-05-19, Buddy System Coordinator). Each entry has a 'Show more detail' link. The source for all activities is 'ORCID via ORCID Member Portal'.

# Public data on the ORCID Registry is open to all

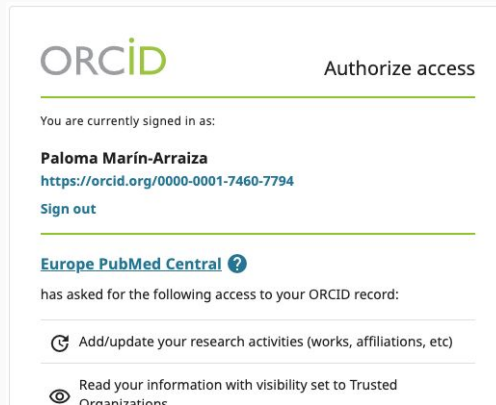


- ORCID Public Data File 2021: <https://doi.org/10.23640/07243.16750535.v1>
- XML to JSON - ORCID Conversion Library: <https://github.com/ORCID/orcid-conversion-lib>
- Public Data File use policy: <https://info.orcid.org/public-data-file-use-policy/>
- This file is provided to the public for research and statistical purposes and is available under a CC0 license.



# What does “Visible to trusted parties” mean?

- When researchers connect their ORCID iD to another organization’s system, they will be asked to grant permission to that organization to interact with their ORCID account.
- Permissions are related with the API scopes and the actions that the organization is allowed to perform.
- Permissions can be revoked at any time



## Trusted parties

### Trusted organizations

Trusted organizations are those to which you have granted permission to interact with your iD and record, e.g. when submitting a manuscript or grant application. You decide whether to grant this access and you may revoke it at any time.

[Learn more about trusted organizations](#)

✓ <b>California Digital Library DMP Tool</b> <a href="https://dmptool.org">https://dmptool.org</a>	<b>Access granted:</b> 2022-02-02	 <a href="#">Revoke access</a>
<b>Access type</b> Add/update your research activities (works, affiliations, etc) Get your ORCID iD		



# ORCID Privacy principles and GDPR individual rights

# ORCID Privacy Principles

For researchers:

- You own your ORCID iD and record
- You control who accesses the information in your ORCID record
- You may change access preferences at any time
- You may close your ORCID account at any time
- Organizations may only add information to your ORCID record if you have granted permission for them to do so, and they may only update or remove information that was added by them



More about ORCID Trust Program: <https://info.orcid.org/orcid-trust/>

# GDPR individual rights at ORCID

## Right to data portability

Article 20 of the GDPR sets out your right to data portability – the right to have access to all your personal data in a common, machine-readable format. To access your data, use the [Download your ORCID data](#) feature in your [Account settings](#) to download all your personal data in XML format.

## Right to access

Article 15 of the GDPR sets out your right to access – the right to learn from ORCID whether any of your personal data is being stored and processed.

## Right to object

Article 21 of the GDPR sets out your right to object to the processing of data relating to yourself.

## Right to erasure

Article 17 of the GDPR sets out your right to erasure – the right for any personal data concerning yourself to be erased. Sometimes referred to as the “right to be forgotten”, this right includes the erasure of data added to your ORCID record by you or by any of your trusted individuals and organizations.

## Right to rectify

Article 16 of the GDPR sets out your right to rectification – the right to edit any inaccurate personal data about you stored in the ORCID Registry.

[ORCID's dispute procedures.](#)



<https://support.orcid.org/hc/en-us/articles/360006895834-ORCID-GDPR-and-your-rights-as-a-user>

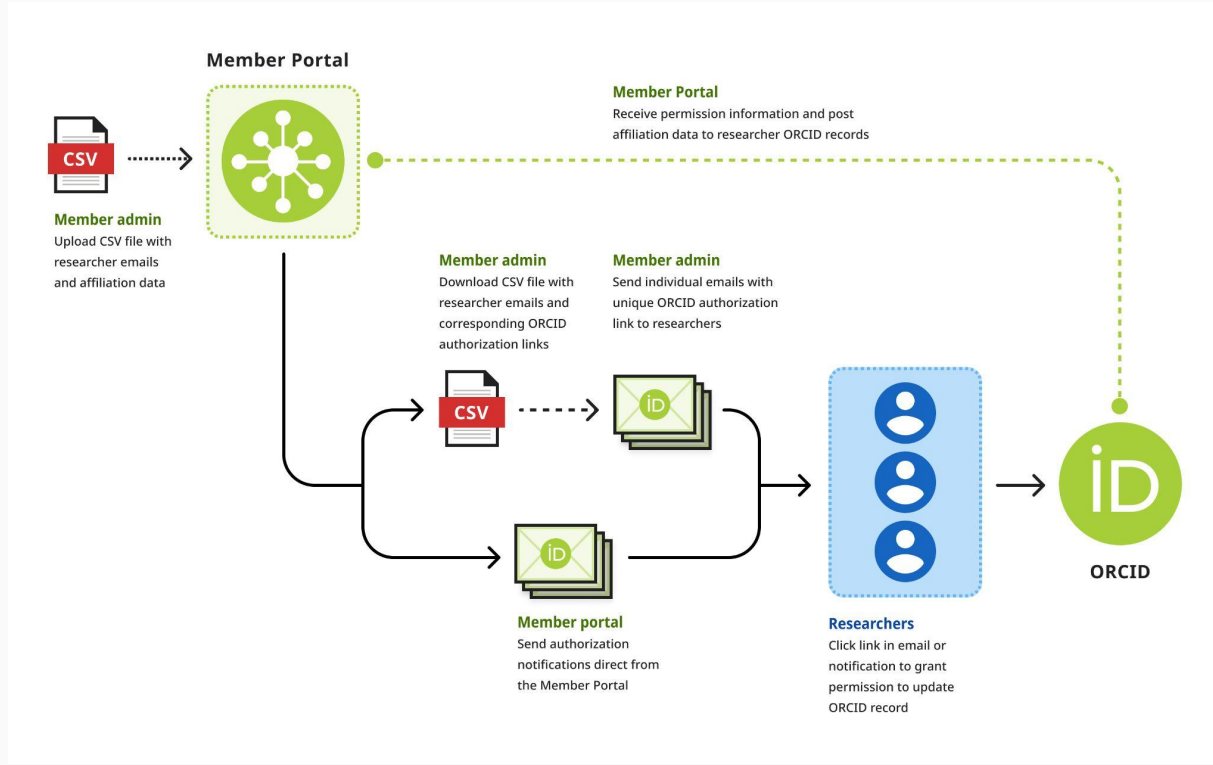
# GDPR Roles at ORCID

# Roles and responsibilities

- **ORCID** → Controller (Registry) or Processor (Affiliation Manager)
- **Members** → Controller (Repository, HR System, CRIS System, Publishing system, Grant system...)
- **Researchers** → Data subjects
- [Sub-processors for the registry](#)
- [Sub-processors for the member portal](#)



# ORCID as Processor in the Affiliation Manager



# International data transfers



# Safeguards for international data transfers



**Context:** ECJ Schrems II decision. In its decision, the ECJ raised concerns regarding whether personal data transferred from the EU to the US maintained adequate protection once stored within the US.



**Analysis:** External legal analysis to understand the impact.



**Solution:** Implementation of the EU Standard Contractual Clauses (SCCs).

**Supplementary measures:** Data subject control, Third-Party Processor Agreements, Data Encryption, Technical and Organizational Measures.





Thank you very much for attention  
Děkujeme za pozornost

*[p.arraiza@orcid.org](mailto:p.arraiza@orcid.org)*  
*Twitter: @pmarrai*